

# CRYSTAL COAST WINGS

## Chapter F - Jacksonville, NC

Gold Wing Road Riders Association



May 18, 2008



Hey Gang,

April has come and gone, and June is nearly upon us. How time flies when you are having fun, and what fun we are having. If you missed some of the events or the chapter meeting you are missing a Great time.

What have we been up to this month? The chapter started the month off with our chapter meeting. Once again Rick and the gang at Jail House BBQ did an outstanding job with the food. The attendance was down a little, more than likely because of the weather. Still all in all we had a great time. We also went to visit Johnny and Faye at Goldsboro. As usual we had a great time. Johnny had a

Sergeant with the NC State Trooper come in and talked about some of the New Laws that effect motorcycles. We also went and visited Pat and Billy Ray and the Gang in New Bern.

On Apr 18<sup>th</sup> we had our chapter dinner ride. It was GREAT to see more people come out and be part of the FUN. We headed to the Sneads Ferry area and dined at the Green Turtle. We all had an enjoyable time. Four of our newest members joined us on this ride: John and Janet Rudock, and Mike and Gemma Lamon. We look forward to riding many more miles with them.

On Apr 19<sup>th</sup> the chapter met at the Rose's parking lot and headed to Morehead City for the 21<sup>st</sup> Annual Down East Rally. We had a great time seeing some of our friends from other chapters. Ron Ayers was there with some Safety Chrome (If you know me you know that I do not believe in chrome. Ha-ha.) Some of us got out on our bikes and joined in riding with some of New Bern's chapter, practicing the BOX and Multi curves. After the rally Elva and I headed north to Elizabeth City. We had a fantastic ride the weather was awesome. We woke up Sunday morning and went to Turners Honda for the start of the NC-E2 poker run. Needless to say the weather was not as great as the day before. But, Elva and I do not let the weather dictate our riding plans. We still had a good time.

On Apr 27<sup>th</sup> the chapter plaque pirates went to NC-K2 to capture the Eastern Traveler Plaque. You might be asking "Who are the Infamous Plaque Pirates?" Anyone in the chapter may belong. Last year our chapter won the eastern plaque at the North Carolina Operations Meeting (the chapter that captures the plaque the most times wins the plaque at the end of the year). The eastern plaque is done by a drawing, the more members attending the meeting, the more chances you have to win. Come on out and see what the fun is about. You may be amazed at the new friends you make visiting other chapters.

Wayne & Elva Grant

NC-F, Chapter Directors

(910) 577-7601

[crystalcoastwings@ec.rr.com](mailto:crystalcoastwings@ec.rr.com)

### **Chapter F Staff**

#### **Chapter Directors**

Wayne & Elva Grant  
[crystalcoastwings@ec.rr.com](mailto:crystalcoastwings@ec.rr.com)

#### **Rider Educators**

Allen & Faith Cook  
[ckmnstr65@yahoo.com](mailto:ckmnstr65@yahoo.com)

#### **Chapter Treasurers**

Charles & Francis Packer  
[goldwingbabet@yahoo.com](mailto:goldwingbabet@yahoo.com)

#### **Sunshine Couple**

Gary & Helen Kelley  
[gary.kelley4@gmail.com](mailto:gary.kelley4@gmail.com)

#### **Newsletter Editor**

Bobbi Cavender  
[bcavender@ec.rr.com](mailto:bcavender@ec.rr.com)

**FRIENDS FOR FUN, SAFETY AND KNOWLEDGE**

# CRYSTAL COAST WINGS



**WAYNE'S  
TOOL BOX**

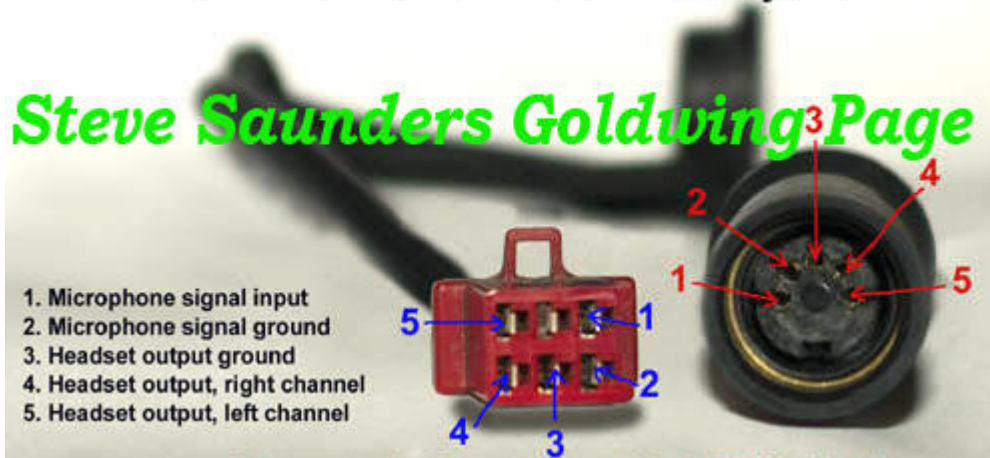


**GL1800 Turn Signals, Disabling the Self Canceling feature.** Lots of people have expressed their frustration at the way the self-canceling turn signal feature works on the GL1800. Turning off too soon is the usual complaint. Personally, I just hit the switch again. For those who would like to turn off the self-canceling altogether, all you need to do is cut the speedometer input wire. It is the white wire with a black stripe and is located under the right side glove box. It passes through the small connector to the left of the larger connector (the one with about a million wires going to it). This wire goes down through the steering stem to the SC unit on the bottom of the steering head. If you cut this wire the canceling feature will be disabled altogether. You can fit a switch to the wire instead and bring it through to the glove box, which will allow you to turn the canceling feature on or off whenever you want to.

**Disabling Front Running Lights.** The orange running lights fitted into the front indicators on the GL1800 & GL1500 (US spec) add more visibility to the bike. Unfortunately, this can cause confusion to cagers in countries where vehicles that don't use orange running lights and might lead to problems in the event of an accident where the blame is hard to pin on either driver. To disable the orange running lights on the GL1500 (1998 on) and the GL1800, just remove the capless type bulb and break off the MIDDLE pin from it. This avoids having to cut any wires.

**GL1800 & GL1500 Headset Pin Layout.** Lots of folks contact me wanting to know the layout of their headset pins, presumably so that they can purchase cheaper components and have a go at making the sets themselves. To save me having to reply to countless similar e-mail requests, here is a picture of the HS pins layout on the lead that is permanently plugged into the Goldwing (this is the lead that your headset plugs into);


## GL1500 & GL1800 Headset Pin Layout



If you are having a problem drop me a line at [Crystalcoastwings@ec.rr.com](mailto:Crystalcoastwings@ec.rr.com) and if I do not know the answer then together we will find someone who does.

**FRIENDS FOR FUN, SAFETY AND KNOWLEDGE**

# CRYSTAL COAST WINGS



## From Your Rider Educators:

**“Different Strokes for Different Folks!”** Well guys and gals! It is getting warmer out there and we are hitting the road either in groups or individually. If you are going on a group ride, there is an important thing to remember. **DO NOT** ride outside of your comfort zone!! If you are not sure what that is, I am sure that as soon as you started zooming down that road, you will find out really fast. If the group is going too fast for your comfort, **GET** on the Radio and tell the lead bike that you don't feel comfortable going that fast, or if you don't have a CB, flag down the bike behind or the drag bike and let them know. There should not be any uncomfortable riders in the group. We are all out there to have a great time and enjoy the ride. If you are uncomfortable, then you are not enjoying the ride, and the group needs to adjust accordingly. That is the Job of the lead bike.

Now a lot of people think that if you start with a group you must end with the group. Well, you know as well as I do that not everyone goes right back. Some of you may want to head off and explore the area once the group gets to the destination, or maybe you live closer then the ending point of the ride. There is nothing wrong with breaking off from the group to either do your own thing or head home. The only thing that is asked, is that you let the lead bike know that you are going to be breaking off early, so they don't get concerned when you suddenly turn off. Communication is the name of the game. **REMEMBER!** Ride your own ride, not another persons ride!!

Don't be a statistic, be safe and see you on the road!

*Allen and Faith Cook*  
*NC-F Chapter Educators*



Our Next Chapter Meeting will be June 1st  
Eat at 2:00 Meet at 3:00  
Jailhouse Bar B Q  
Hwy 17S, 255 Wilmington Highway  
Jacksonville, NC 28540  
**PLEASE COME AND JOIN US!**

***FRIENDS FOR FUN, SAFETY AND KNOWLEDGE***

# CRYSTAL COAST WINGS

## Safety tip:

### Swerving

Sometimes you may not have enough room to stop, even if you use both brakes properly. An object might appear suddenly in your path. Or the car ahead might squeal to a stop. The only way to avoid a crash may be to turn quickly or swerve around it.

A swerve is any sudden change in direction. It can be two quick turns, or a rapid shift to the side. Apply a small amount of hand pressure to the handle grip located on the side of your intended direction of escape. This will cause the motorcycle to lean quickly. The sharper the turn(s), the more the motorcycle must lean.


Keep your body upright and allow the motorcycle to lean in the direction of the turn while keeping your knees against the tank and your feet solidly on the pegs. Let the motorcycle move underneath you. Make your escape route the target of your vision. Press on the opposite handle grip once you clear the obstacle to return you to your original direction of travel. To swerve to the left, push the left handle grip, then press the right to recover. To swerve to the right, press right, then left.

**IF BRAKING IS REQUIRED, SEPARATE IT FROM SWERVING. Brake before or after - never while swerving.**



**Don't forget Wing Ding is coming up July 4<sup>th</sup> weekend. Make sure you are registered !!!**

# CRYSTAL COAST WINGS



**Happy Birthday**

**May**


**Bobbi Cavender 5-06**

**Michael Humphries 5-13**

**Happy Anniversary**

**John & Pam Davis 5-06**

**Bill & Georgie Wilson 5-07**



**If your birthday or anniversary was missed, please send me the information so that we can Celebrate you in the future.**

**If you have any announcements you would like to include in the Newsletter, Please send them to Bobbi Cavender at [bcavender@ec.rr.com](mailto:bcavender@ec.rr.com)**

***FRIENDS FOR FUN, SAFETY AND KNOWLEDGE***

# CRYSTAL COAST WINGS



## 2008 North Carolina District, Region N, & Nearby Events Calendar for May, Jun & Jul

<i>DATE</i>	<i>HOST CHAPTER</i>	<i>LOCATION</i>
	<i>May</i>	
23 - 24	NC-U Chicken Rally	Lumberton, NC
29 - 31	Region N - Appalachian Adventure	Kingsport, TN
	<i>June</i>	
14	NC-R Care Bear Ride	Thomasville, NC
21	NC-A2 Care Bear Ride	Lexington, NC
21	NC-Q2 Fun Fest	Newton Grove, NC
26 - 28	West Virginia District - Down Home Rally	Summersville, WV
	<i>July</i>	
3 - 6	Wing Ding	Greenville, SC
26	NC-X Kickoff Meeting	Youngsville, NC

**\*\*\* REMINDER OUR JULY MEETING HAS BEEN  
CANCELLED. MOST OF OUR CHAPTER WILL BE  
ATTENDING WING DING IN GREENVILLE SC. \*\*\***

**FRIENDS FOR FUN, SAFETY AND KNOWLEDGE**